

RCSA INTRACOASTAL SUMMER PROJECTS

RCSA Families,

Our teachers have created some summer choice board activities to help your student prepare for the upcoming school year. Please read each page carefully to ensure that you are completing the correct number of tasks per choice boards. Several of the choice boards have links to videos and/or worksheets. Please find the digital copy of the summer projects on our school's website for easier access to the links.

<https://rcsaintracoastal.org/>

Summer projects count as a grade at the beginning of the school year. All projects are due to the homeroom teacher by **September 5th**. Students that turn in completed projects the first week of school will be able to participate in a scheduled dress down day


***Upcoming 2nd to 8th graders:**

You will be required to read a novel from your grade level's recommended reading list. There will be activities on the English Language Arts choice board that require a book to be read prior to completing the activities.

We hope you have a wonderful and safe summer. We are looking forward to having students back on August 14th.

-RCSA Administration





1ST GRADE SUMMER PROJECT





Student Name: _____

Project Due Date: September 5th (for a grade)

Free Dress Down Day Pass will be awarded if turned in the 1st week of school!

Projects should be submitted to your homeroom teacher.


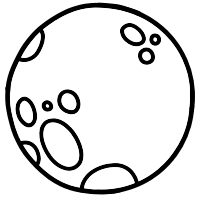
Grade Level Expectations

<p>English Language Arts </p> <ul style="list-style-type: none"> I can write my name using the correct upper case and lower-case letters. I can write a complete sentence starting with an upper-case letter and punctuation at the end. I can write all letters upper-case and lower-case letters legibly. I can read CVC words. (hop, ten, pit, mat, nut) I can read all words on the Dolch Pre-Primer and Primer Lists without hesitation. 	<p>Math </p> <ul style="list-style-type: none"> I can read and write numbers 1-20 without help. I can count 20 objects correctly. I can add and subtract numbers 1-10 mentally. I can count by 1s AND 10s to 100. I can name 2-D and 3-D shapes. I can name and identify coins. (penny, nickel, quarter, dimes, and dollar bill)
<p>Science & Social Studies </p> <ul style="list-style-type: none"> I know plants, animals, and humans are similar and different. I know the three states of matter and how they can change. I can recognize day and night patterns with the sun and moon. I can make observations, test predictions, and share what I learn as a 'scientist'. I know 4 or more important holidays. I can compare US holidays with holidays in other cultures. I can identify American Symbols: the American Flag, bald eagle, Statue of Liberty, the Pledge of Allegiance, and others. I can identify a map and its importance. 	<p>Readiness Skills </p> <ul style="list-style-type: none"> I can get dressed independently, including zipping up my jacket and tying my shoes. I can place papers neatly in a 2-pocket folder. I can raise my hand for permission to speak in class. I can follow class and school rules. I can use a pencil, crayons, glue, and scissors correctly with paper. I can put away supplies neatly on my desk, in my cubby, or in other assigned areas in class. I can use a computer independently. <ol style="list-style-type: none"> I can plug in headphones. I can use a touch screen computer. I can use a mouse touch pad.

Recommended Reading List

- "DAFFODOWNDILLY" BY A.A. MILNE
- "ELETELEPHONY" BY LAURA RICHARDS
- "A PICTURE BOOK OF BENJAMIN FRANKLIN" BY DAVID ADLER
- "CHICKENS DON'T FLY" BY LAURA LYN DISIENA
- "CLIFFORD THE BIG RED DOG" BY NORMAN BRIDWELL
- "DANNY AND THE DINOSAUR" BY SYD HOFF
- "DRUM DREAM GIRL" BY MARGARITA ENGLE
- "FANTASTIC UNDERSEA LIFE OF JACQUES COUSTEAU" BY DAN YACCARINO
- "FROM SEED TO PUMPKIN" BY WENDY PFEFFER
- "HOW PEOPLE LEARNED TO FLY" BY FRAN HODGKINS
- "I AM ENOUGH" BY GRACE BYERS
- "I AM HELEN KELLER" BY BRAD MELTZER
- "I WONDER "BY TANA HOBAN
- "KEEP A POEM IN YOUR POCKET" BY BEATRICE SCHENK DE REGNIERS
- "MADELINE" BY LUDWIG BEMELMANS





RCSA INTRACOASTAL 1ST GRADE SUMMER PROJECT



ELA CHOICE BOARD

Choose 2 activities from each category. Each task should be completed on a separate sheet of paper with the subject and number as the header.


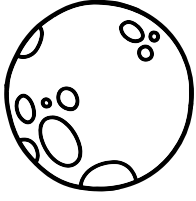
(ie: ELA Foundations Task #2)

<p style="text-align: center;">Foundations</p> 	<p style="text-align: center;">Reading</p> 	<p style="text-align: center;">Communication</p> 	<p style="text-align: center;">Vocabulary</p> 
<p>Task 1 <u>Sight Word Match UP</u> Print, cut and Play game.</p>	<p>Task 1 <u>Fiction Comprehension</u> <u>Wag the Dog</u> Read the story and answer the questions. Write neatly.</p>	<p>Task 1 <u>Sight Word Match Up</u> Write the sight words you find matches for in the game.</p>	<p>Task 1 <u>The Power of Yet</u> Complete the chart and think about how you want to grow smarter as a 1st grader.</p>
<p>Task 2 <u>Master the Pre-Primer Dolch Word List.</u> Print out flash cards. Include a check off sheet of words that are mastered.</p>	<p>Task 2 <u>QR Code Read Aloud Books about the Environment</u> Choose a book or two to listen to with a family member. Circle the book(s) you listen to on your device.</p>	<p>Task 2 <u>Where would you move?</u> Draw a picture of where you would move to, if you could move anywhere in the world. Write 1-2 sentences about where and why you would move.</p>	<p>Task 2 <u>Save, Spend, Donate, or Invest</u> Complete the chart and write about how you would spend your money. <i>What do the words: save, spend, donate, and invest mean?</i></p>
<p>Task 3 <u>Long and Short Vowel Sort.</u> Print out activity. Cut and paste after sorting the pictures/words. Color inside the lines.</p>	<p>Task 3 <u>I Can Read Sight Words</u> Choose 4 words, print worksheet, practice reading, and writing the sight word</p>	<p>Task 3 <u>I Can Read Sight Words</u> Choose 4 words, print worksheet, practice reading, and writing the sight word.</p>	<p>Task 3 <u>Summer Read and Paste</u> Cut out each picture and paste it with the correct sentence.</p>
<p>Task 4 <u>I Spy CVC Words</u> Find each CVC word in the picture. Color the word when you find it. Check off each word.</p>	<p>Task 4: <u>Choose a book at your house or library to read out loud.</u> Have an adult record you as read it independently, out loud. Watch the video</p>	<p>Task 4 <u>Capitalization</u> Print out activity sheet. Rewrite the sentences with the correct capitalization and punctuation.</p>	<p>Task 4 <u>Matching CVCe Words</u> Cut and paste the correct word with the sentences.</p>

Each task is available by following this link:


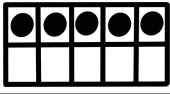


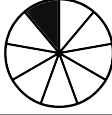
bit.ly/42CjJd4

RCSA INTRACOASTAL 1ST GRADE SUMMER PROJECT MATH CHOICE BOARD



Choose 2 activities from each category. Each task should be completed on a separate sheet of paper with the subject and number as the header.


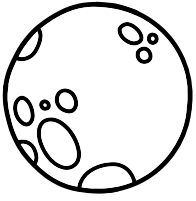
(ie: Math Fractions Task #2)

Number Sense and Operations 	Algebraic Reasoning 	Geometric Reasoning 	Measurement 	Fractions 
Task 1 <u>Counting by 1's</u> Number writing 1-100. Laminate or place in a sheet protector and practice writing numbers 1-100 with a dry erase marker.	Task 1 <u>Number Bonds to 10</u> Find the missing number on the scoop of ice cream to make the number on the cone.	Task 1 <u>File Folder Game:</u> Sort Shapes by attributes- Vertices & Sides <i>*Cut out and laminate to play multiple times or Cut out and glue on charts.</i>	Task 1 <u>Scavenger Hunt: Comparing lengths</u> Find 10 things in your house or outside to compare.	Task 1 <u>Read the book "Give Me Half!"</u> Find something in your house to share with someone else. Draw a Picture of you sharing,
Task 2 <u>Addition to 5</u> Solve the equations and color in picture according to the code.	Task 2 <u>Missing Numbers</u> Fill in the missing numbers using the given numbers on the beach ball.	Task 2 <u>I Spy 2D Shapes</u> Follow directions to color and identify real word 2D shapes. Can you spy them all?	Task 2 <u>Measurement: Pennies</u> Practice non-standard measurement using pennies	Task 2 <u>Dividing into Equal Parts</u> Draw a line to divide the different shapes into equal parts.
Task 3 <u>Subtraction to 5</u> Solve the equations and color in picture according to the code.	Task 3 <u>Crack the Code</u> Add and Subtract to find the correct letters to crack the code. Find out what the pig said on a hot day.	Task 3 <u>Real World 3-D Shape sort.</u> <i>*Cut out and color shapes before gluing them on the charts.</i>	Task 3 <u>Measurement: Inches</u> Use the given ruler to measure different items.	Task 3 <u>Bake Cookies or Cupcakes with your family.</u> Divide them into 2 equal groups. Draw a picture on a blank sheet of paper showing how many in each group.
Task 4 <u>Flash Cards</u> Practice adding and subtracting with or without objects.	Task 4 <u>Addition with Dice</u> Use Dice to make up your own math equations. (Laminate or put in clear protector for extra practice) Practice with the pre-created dice sheet.	Task 4 <u>I Spy: Road Trip</u> Can you find 10 things as you travel that are 2D or 3D shaped? Draw a picture and label what you find.	Task 4 <u>Measurement True or False</u> Use all your skills to identify if an object is measured correctly using standard and nonstandard measurement tools.	Task 4 <u>Fractional Parts of a Set</u> Color the pictures to match the fraction given.





Each task is available by following this link:

bit.ly/42CjJd4

RCSA INTRACOASTAL 1ST GRADE SUMMER PROJECT SCIENCE & SOCIAL STUDIES CHOICE BOARD



Choose 1 activity from each category. Each task should be completed on a separate sheet of paper with the subject and number as the header.
(ie: Science Earth Task #2)

Life & Earth Science 	Physical & Earth Space Science 	American History & Geogrpahy 	Economics.Civics & Government 
Task 1 <u>Human Made or Natural</u> Color human made items blue. Color natural items red.	Task 1 <u>Shadow Makers</u> Take 3 toys outside and trace their shadows. Try this at different times of the day.	Task 1 <u>Maps are Everywhere!</u> Find 3 brochures from places you visit that have a map on it. Put them in the folder with your summer project.	Task 1 <u>Needs and Wants</u> Correctly identify items that are needs and wants. Cut and paste items correctly in the chart.
Task 2 <u>QR Code Read Aloud Books about the Environment</u> Choose a book or two to listen to with a family member. Circle the book(s) you listen to.	Task 2 <u>Be a Weather Person</u> Track the weather for 7 days, including the night sky.	Task 2 <u>American Flag</u> Correctly color the American Flag.	Task 2 <u>Save, Spend, Donate, or Invest</u> Complete the chart and write about how you would spend your money.
Task 3 <u>Sunscreen Painting</u> Follow the directions of the fun project and find out how sunscreen can protect you in the summer.	Task 3 <u>Non-Living and Living</u> Cut out the images. Sort into living and non-living. Glue and color.	Task 3 <u>Where would you move?</u> Draw a picture of where you would move to, if you could move anywhere in the world. Write 1-2 sentences about where and why you would move.	Task 3 <u>Community Helpers</u> Make a card for a community helper. Make a copy of it and give the original to a helper.
Task 4 <u>The Power of Yet</u> Complete the chart and think about how you want to grow smarter as a 1st grader.	Task 4 <u>Floating and Sinking</u> Follow the step-by-step directions to explore floating and sinking.	Task 4 <u>Meet a Famous Person</u> If you could meet a famous person in history, who would you meet and why? Draw a picture and write 1-2 sentences about why they are famous. Watch Episodes of Xavier Riddle and the Secret Museum on PBS Kids to learn about famous people in history that were kids once too!	Task 4 <u>Maddi's Fidge Project</u> Read or listen to the story. Draw on the fridge a way that you could help others. Or Draw a picture of you donating food to a homeless person. (Pack a bag of snacks and a drink for when you're driving around town. Give it to someone you see at a traffic light.)

Each task is available by following this link:

bit.ly/42CjJd4